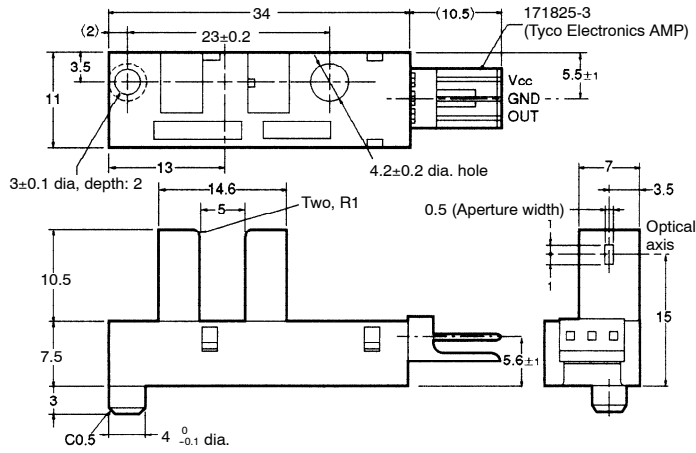
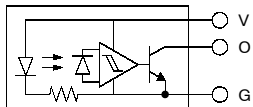


■ Dimensions

Note: All units are in millimeters unless otherwise indicated.



Internal Circuit



Unless otherwise specified, the tolerances are as shown below.

Terminal No.	Name	Dimensions	Tolerance
V	Power supply (V _{CC})	4 mm max.	±0.2
O	Output (OUT)	4 < mm ≤ 16	±0.3
G	Ground (GND)	16 < mm ≤ 63	±0.5

Recommended Mating Connectors:
 Tyco Electronics AMP 171822-3 (crimp-type connector)
 172142-3 (crimp-type connector)
 OMRON EE-1005 (with harness)

■ Features

- Screw-mounting model.
- High resolution with a 0.5-mm-wide sensing aperture and a 5-mm-wide groove.
- Photo IC output signals directly connect with C-MOS and TTL.
- Connects to Tyco Electronics AMP's EI-series connectors.

■ Absolute Maximum Ratings (T_a = 25°C)

Item	Symbol	Rated value
Power supply voltage	V _{CC}	10 V
Output voltage	V _{OUT}	28 V
Output current	I _{OUT}	16 mA
Permissible output dissipation	P _{OUT}	250 mW (see note)
Ambient temperature	Operating	T _{opr} -25°C to 75°C
	Storage	T _{stg} -40°C to 85°C
Soldering temperature	T _{sol}	---

Note: Refer to the temperature rating chart if the ambient temperature exceeds 25°C.

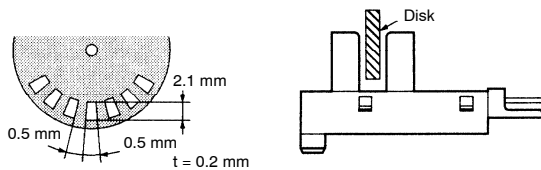
■ Ordering Information

Description	Part number
Photomicrosensor (Transmissive)	EE-SX4009-P1

■ Electrical and Optical Characteristics (T_a = 25°C, V_{CC} = 5V ± 10%)

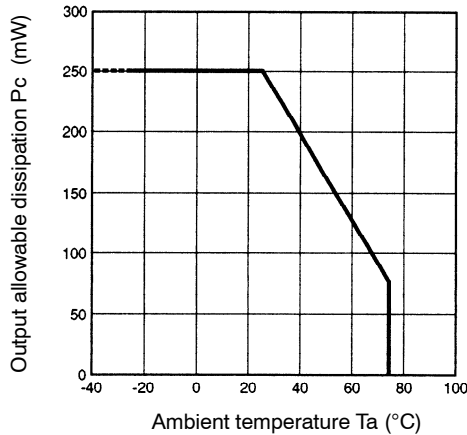
Item	Symbol	Value	Condition
Current consumption	I _{CC}	30 mA max.	With and without incident
Low-level output voltage	V _{OL}	0.3 V max.	I _{OUT} = 16 mA with incident
High-level output voltage	V _{OH}	(V _{CC} × 0.9) V min.	V _{OUT} = V _{CC} without incident, R _L = 47 kΩ
Response frequency	f	3 kHz min.	V _{OUT} = V _{CC} , R _L = 47 kΩ (see note)

Note: The value of the response frequency is measured by rotating the disk as shown below.

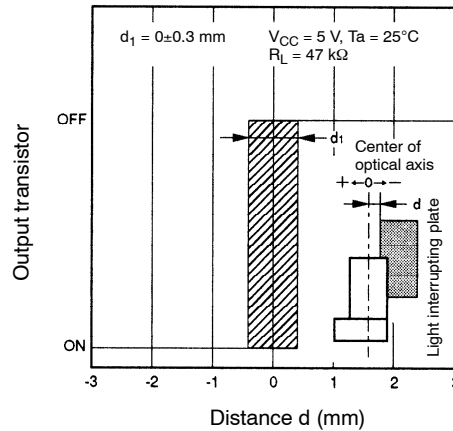


■ Engineering Data

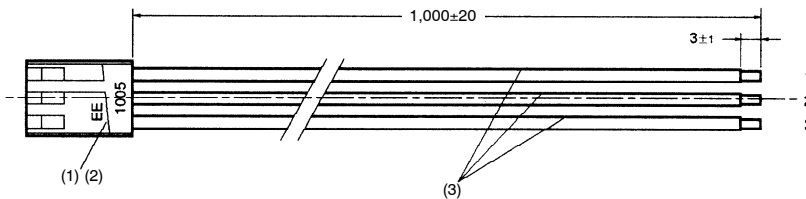
Output Allowable Dissipation vs. Ambient Temperature Characteristics



Sensing Position Characteristics (Typical)



EE-1005 Connector



No.	Name	Model	Quantity	Maker
1	Receptacle housing	171822-3	1	Tyco Electronics AMP
2	Receptacle contact	170262-1	3	Tyco Electronics AMP
3	Lead wire	UL1007 AWG24	3	---

Wiring

Connector circuit no.	Lead wire color	Output when connected to EE-SX4009-P1
1	Red	V _{CC}
2	Orange	GND
3	Yellow	OUT

NOTE: DIMENSIONS SHOWN ARE IN MILLIMETERS. To convert millimeters to inches divide by 25.4.

OMRON[®]
OMRON ELECTRONICS LLC
 One East Commerce Drive
 Schaumburg, IL 60173
847-882-2288

OMRON CANADA, INC.
 885 Milner Avenue
 Toronto, Ontario M1B 5V8
416-286-6465

OMRON ON-LINE
 Global – <http://www.omron.com>
 USA – <http://www.omron.com/oei>
 Canada – <http://www.omron.com/oci>